



GENERAL ELECTIONS COMMISSION
OF THE REPUBLIC OF INDONESIA (KPU)

*English
Version*

FIRST EDITION

FACT SHEET **KPU**

- **VOTER REGISTER OF
2024 ELECTIONS**
- **RESULTS OF
2024 ELECTIONS**
- **VOTER TURNOUT OF
2024 ELECTIONS**





VOTER REGISTER OF 2024 ELECTIONS

Women take the lead

Statistical data from 2024 Elections reveal that women now make up a slightly larger share of the electorate than men. The Pattern is consistent across both domestic and overseas registers. The total number of registered voters amounts to 204,807,222 individuals,

comprising 102,218,503 men (49.91%) and 102,588,719 women (50.09%). Domestically, the electorate consists of 101,467,243 men (49.97%) and 101,589,505 women (50.03%). Meanwhile among overseas voters, women make up 57.08% (999,214) versus 42.92% (751,260) for men.

Category	Domestic	Overseas	Total
 MEN	101,467,243 (49,97%)	751,260 (42,92%)	102,218,503 (42,92%)
 WOMEN	101,589,505 (50,03%)	999,214 (57,08%)	102,588,719 (50.09%)

TOTAL **204.807.222**
100%

VOTERS BY GENDER IN THE 2024 ELECTIONS

 **102,218,503** (49.91%)



 **102,588,719** (50.09%)

Young Voters Surge

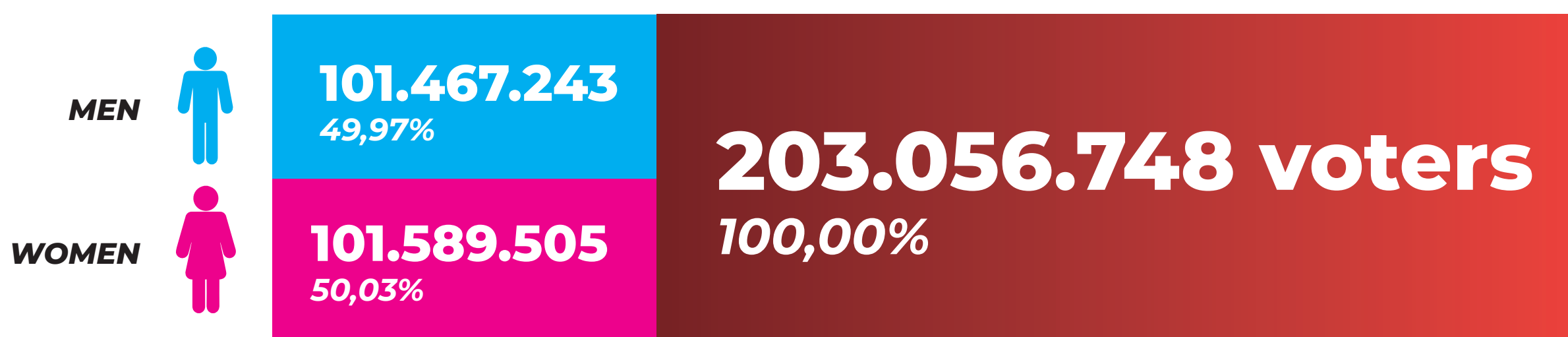
The 2024 Elections highlight the growing number of young voters in Indonesia, with Millennials (Generation Y) and Generation Z together accounting for 58.38% of the total electorate. Millennials constitute the largest share, with 67,909,820 voters (33.44%), followed closely

by Generation Z with 50,645,669 voters (24.94%). Notably, the number of Generation Z voters is approaching that of Generation X that represents 54,917,385 voters (27.05%), and eclipsing Baby Boomers that only account for 26,557,170 voters (13.08%).

VOTERS BY AGE/GENERATION IN THE 2024 ELECTIONS

GENERATION	GEN Z	GEN Y (MILENIAL)	GEN X	BABY BOOMER	PRE-BOOMER
AGE RANGE	15–27 YEARS	28–43 YEARS	44–59 YEARS	60–78 YEARS	79+ YEARS
	25.931.034 51,20%	34.184.016 50,34%	27.206.650 49,54%	12.889.158 48,53%	1.256.385 41,51%
	24.714.635 48,80%	33.725.804 49,66%	27.710.735 50,46%	13.668.012 51,47%	1.770.319 58,49%
TOTAL	50.645.669 24,94%	67.909.820 33,44%	54.917.385 27,05%	26.557.170 13,08%	3.026.704 1,49%

TOTAL



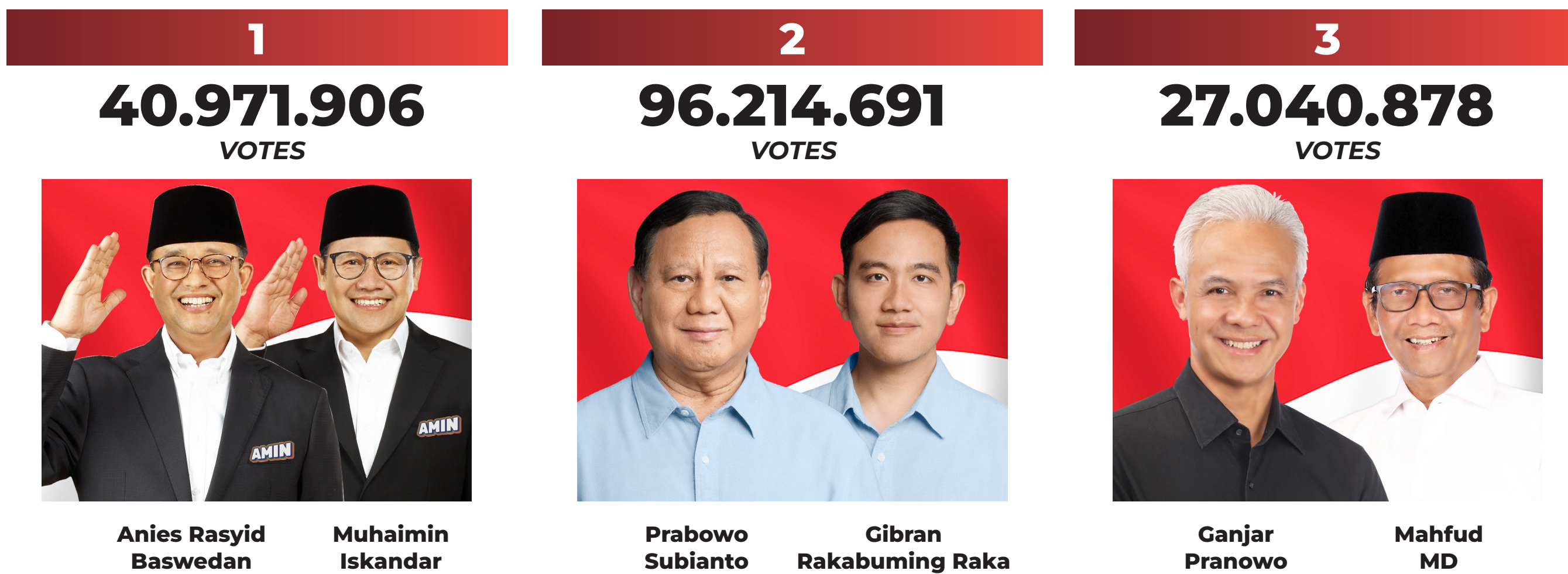
2024 ELECTION RESULTS

Another notable aspect of the Simultaneous Elections held on 14 February 2024 was the presence of three pairs of Presidential and Vice-Presidential candidates, a phenomenon last seen in the 2009 Elections, 15 years prior. The Pair of Prabowo Subianto

and Gibran Rakabuming Raka (Number 02) secured the lead with 96,214,691 votes. They were followed by Anies Baswedan and Muhaimin Iskandar (Number 01), who received 40,971,906 votes, and Ganjar Pranowo with Mahfud MD (Number 03), who garnered 27,040,878 votes.

The 2024 Elections also recorded an increase in the number of valid votes, reaching 164,227,475 compared to 154,257,601 in the 2019 Elections. Another significant outcome was that 8 political parties succeeded in surpassing the 4% parliamentary threshold

RESULTS OF PRESIDENTIAL AND VICE-PRESIDENTIAL ELECTIONS



VALID VOTES

164.227.475

INVALID VOTES

4.194.536

VOTER TURNOUT OF DISABLE VOTERS

 **482.499**

 MEN

219.489

 WOMEN

263.010

NUMBER OF BALLOT PAPERS AT THE POLLING STATIONS (TPS):

208.872.948

BALLOT PAPERS RETURNED BY VOTERS DUE TO DAMAGE/MISTAKENLY PUNCHED

220.386

BALLOT PAPERS USED

168.422.011

BALLOT PAPERS UNUSED

40.230.551

VOTER TURNOUT

168.422.011

 MEN

81.686.462

 WOMEN

86.735.549

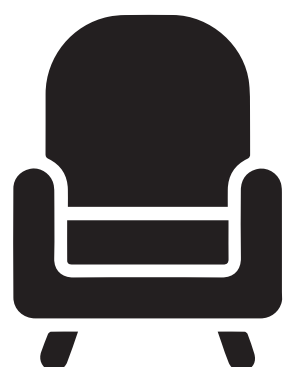
VOTE COUNT RESULTS

ELECTION OF MEMBERS OF PEOPLE'S HOUSE OF REPRESENTATIVES

POLITICAL PARTY	VOTES OBTAINED	4% PARLIAMENTARY THRESHOLD
NATIONAL AWAKENING PARTY	16.115.358	Qualified
GREAT INDONESIA MOVEMENT PARTY	20.071.345	Qualified
INDONESIA'S DEMOCRACY IN STRUGGLE PARTY	25.384.673	Qualified
FUNCTIONAL GROUP PARTY	23.208.488	Qualified
NATIONAL DEMOCRATIC PARTY	14.660.328	Qualified
LABOR PARTY	972.898	Unqualified
INDONESIAN PEOPLE'S WAVE PARTY	1.282.000	Unqualified
PROSPEROUS JUSTICE PARTY	12.781.241	Qualified
ARCHIPELAGO AWAKENING PARTY	326.803	Unqualified
PEOPLE'S CONSCIENCE PARTY	1.094.599	Unqualified
INDONESIAN PEOPLE'S GARDA PARTY	406.884	Unqualified
NATIONAL MANDATE PARTY	10.984.639	Qualified
CRESCENT STAR PARTY	484.487	Unqualified
DEMOCRAT PARTY	11.283.053	Qualified
INDONESIAN SOLIDARITY PARTY	4.260.108	Unqualified
INDONESIAN UNITY PARTY	1.955.131	Unqualified
UNITED DEVELOPMENT PARTY	5.878.708	Unqualified
UMMAT - UMMAH PARTY	642.550	Unqualified

<p>TOTAL VALID VOTES</p> <p>151.793.293</p>	<p>TOTAL INVALID VOTES</p> <p>15.883.845</p>	<p>4% National Valid Vote Threshold</p> <p>6.071.732</p>	<p>NUMBER OF BALLOT PAPERS AT THE POLLING STATIONS (TPS)</p> <p>208.920.192</p>	<p>BALLOT PAPERS USED</p> <p>167.677.138</p>	
<p>VOTER TURNOUT</p> <p>167.677.138</p> <div style="display: flex; justify-content: space-around;"> <div style="text-align: center;"> MEN 81.293.882 </div> <div style="text-align: center;"> WOMEN 86.383.256 </div> </div>		<p>VOTER TURNOUT OF DISABLED VOTERS</p> <p>481.443</p> <div style="display: flex; justify-content: space-around;"> <div style="text-align: center;"> MEN 219.556 </div> <div style="text-align: center;"> WOMEN 261.887 </div> </div>		<p>BALLOT PAPERS RETURNED BY VOTERS DUE TO DAMAGE/MISTAKENLY PUNCHED</p> <p>269.154</p>	<p>BALLOT PAPERS UNUSED</p> <p>40.973.900</p>

SEATS OBTAINED BY POLITICAL PARTIES IN THE 2024 ELECTIONS



NATIONAL AWAKENING PARTY	68
GREAT INDONESIA MOVEMENT PARTY	86
INDONESIA'S DEMOCRACY IN STRUGGLE PARTY	110
FUNCTIONAL GROUPS PARTY	102
NATIONAL DEMOCRATIC PARTY	69
PROSPEROUS JUSTICE PARTY	53
NATIONAL MANDATE PARTY	48
DEMOCRAT PARTY	44

Total Seats

580

VOTER TURNOUT IN THE 2024 ELECTIONS

Three Types of Elections Exceeded Participation Target

A significant finding from the 2024 Elections is that three types of elections, namely the Presidential and Vice-Presidential Election, the People's House of Representatives Election, and the House of Regional Representatives Election exceeded the national voter turnout target.

Voter turnout in these three types of elections reached 81%, exceeding the voter turnout target set in the National Medium-Term Development Plan (RPJMN) 2020–2024 of 79.5%.

Another fact is that 28 provinces exceeded the voter turnout target in the Presidential and Vice-Presidential Election, 56 electoral districts exceeded the voter turnout target in the People's House of Representatives Election, and 26 provinces exceeded the voter turnout target in the House of Regional Representatives Election.

PROVINCE	ELECTION OF PRESIDENT AND VICE PRESIDENT 2024
ACEH	87.01%
SUMATERA UTARA	74.01%
SUMATERA BARAT	75.73%
RIAU	77.62%
JAMBI	83.00%
SUMATERA SELATAN	84.83%
BENGKULU	85.94%
LAMPUNG	78.79%
KEPULAUAN BANGKA BELITUNG	84.84%
KEPULAUAN RIAU	76.27%
DKI JAKARTA	78.78%
JAWA BARAT	81.73%
JAWA TENGAH	82.56%
D. I. YOGYAKARTA	88.88%
JAWA TIMUR	84.06%
BANTEN	83.10%
BALI	83.35%
NUSA TENGGARA BARAT	83.58%
NUSA TENGGARA TIMUR	72.72%
KALIMANTAN BARAT	82.02%
KALIMANTAN TENGAH	78.61%
KALIMANTAN SELATAN	83.02%
KALIMANTAN TIMUR	79.82%
KALIMANTAN UTARA	79.53%
SULAWESI UTARA	82.73%
SULAWESI TENGAH	80.11%
SULAWESI SELATAN	79.45%
SULAWESI TENGGARA	83.82%
GORONTALO	88.35%
SULAWESI BARAT	80.71%
MALUKU	79.79%
MALUKU UTARA	77.55%
PAPUA	91.25%
PAPUA BARAT	84.49%
PAPUA SELATAN	84.60%
PAPUA TENGAH	99.96%
PAPUA PEGUNUNGAN	99.99%
PAPUA BARAT DAYA	81.42%
LUAR NEGERI	43.82%

**TOTAL VOTER
TURNOUT
IN THE 2024
PRESIDENTIAL
ELECTION**

81,48%

ELECTORAL DISTRICT ELECTION OF THE MEMBERS OF THE PEOPLE'S HOUSE OF REPRESENTATIVES (DPR RI) 2024

ACEH I	88.93%
ACEH II	84.57%
SUMATERA UTARA I	70.98%
SUMATERA UTARA II	76.43%
SUMATERA UTARA III	74.36%
SUMATERA BARAT I	76.60%
SUMATERA BARAT II	74.14%
RIAU I	77.26%
RIAU II	77.60%
JAMBI	82.85%
SUMATERA SELATAN I	83.04%
SUMATERA SELATAN II	86.02%
BENGKULU	85.79%
LAMPUNG I	78.95%
LAMPUNG II	78.38%
KEPULAUAN BANGKA BELITUNG	84.42%
KEPULAUAN RIAU	75.61%
DKI JAKARTA I	79.62%
DKI JAKARTA II	65.47%
DKI JAKARTA III	75.28%
JAWA BARAT I	82.83%
JAWA BARAT II	84.52%
JAWA BARAT III	78.24%
JAWA BARAT IV	77.48%
JAWA BARAT V	83.48%
JAWA BARAT VI	80.47%
JAWA BARAT VII	82.82%
JAWA BARAT VIII	78.12%
JAWA BARAT IX	83.52%
JAWA BARAT X	79.05%
JAWA BARAT XI	80.99%
JAWA TENGAH I	85.67%
JAWA TENGAH II	86.12%
JAWA TENGAH III	83.39%
JAWA TENGAH IV	82.61%
JAWA TENGAH V	87.18%
JAWA TENGAH VI	86.06%
JAWA TENGAH VII	78.11%
JAWA TENGAH VIII	78.27%
JAWA TENGAH IX	75.04%
JAWA TENGAH X	80.01%
D.I. YOGYAKARTA	87.36%
JAWA TIMUR I	79.38%
JAWA TIMUR II	87.27%
JAWA TIMUR III	80.92%
JAWA TIMUR IV	77.43%
JAWA TIMUR V	81.85%
JAWA TIMUR VI	82.31%
JAWA TIMUR VII	81.28%
JAWA TIMUR VIII	85.58%
JAWA TIMUR IX	85.18%

JAWA TIMUR X	84.56%
JAWA TIMUR XI	95.84%
BANTEN I	79.82%
BANTEN II	85.96%
BANTEN III	82.41%
BALI	82.99%
NUSA TENGGARA BARAT I	84.05%
NUSA TENGGARA BARAT II	83.20%
NUSA TENGGARA TIMUR I	73.98%
NUSA TENGGARA TIMUR II	71.39%
KALIMANTAN BARAT I	79.67%
KALIMANTAN BARAT II	86.71%
KALIMANTAN TENGAH	78.23%
KALIMANTAN SELATAN I	83.79%
KALIMANTAN SELATAN II	81.05%
KALIMANTAN TIMUR	79.18%
KALIMANTAN UTARA	78.75%
SULAWESI UTARA	82.47%
SULAWESI TENGAH	79.86%
SULAWESI SELATAN I	77.99%
SULAWESI SELATAN II	79.86%
SULAWESI SELATAN III	80.04%
SULAWESI TENGGARA	83.64%
GORONTALO	88.10%
SULAWESI BARAT	82.55%
MALUKU	79.61%
MALUKU UTARA	76.89%
PAPUA	91.14%
PAPUA BARAT	84.14%
PAPUA SELATAN	84.60%
PAPUA TENGAH	99.95%
PAPUA PEGUNUNGAN	99.99%
PAPUA BARAT DAYA	80.88%

TOTAL VOTER TURNOUT IN THE ELECTION OF THE MEMBERS OF PEOPLE'S HOUSE OF REPRESENTATIVES ELECTION

81,14%

ELECTION OF MEMBERS OF THE HOUSE OF REGIONAL REPRESENTATIVES (DPD) 2024

ACEH	86.90%
SUMATERA UTARA	73.91%
SUMATERA BARAT	75.58%
RIAU	77.44%
JAMBI	82.85%
SUMATERA SELATAN	84.66%
BENGKULU	85.79%
LAMPUNG	78.70%
KEPULAUAN BANGKA BELITUNG	84.42%
KEPULAUAN RIAU	75.61%
DKI JAKARTA	77.65%
JAWA BARAT	81.49%
JAWA TENGAH	82.37%
D. I. YOGYAKARTA	87.36%
JAWA TIMUR	83.83%
BANTEN	82.62%
BALI	82.99%
NUSA TENGGARA BARAT	83.47%
NUSA TENGGARA TIMUR	72.60%
KALIMANTAN BARAT	81.84%
KALIMANTAN TENGAH	78.23%
KALIMANTAN SELATAN	82.62%
KALIMANTAN TIMUR	79.18%
KALIMANTAN UTARA	78.75%
SULAWESI UTARA	82.46%
SULAWESI TENGAH	79.86%
SULAWESI SELATAN	79.31%
SULAWESI TENGGARA	83.64%
GORONTALO	88.11%
SULAWESI BARAT	82.55%
MALUKU	79.61%
MALUKU UTARA	76.91%
PAPUA	91.14%
PAPUA BARAT	84.14%
PAPUA SELATAN	84.60%
PAPUA TENGAH	99.95%
PAPUA PEGUNUNGAN	99.99%
PAPUA BARAT DAYA	80.80%

TOTAL VOTER TURNOUT IN THE 2024 HOUSE OF REGIONAL REPRESENTATIVES ELECTION

81,50%